



GET CONNECTED.
GET HELP.

211

Empowering Communities with Data:

Using 211 and United Way ALICE Data to Improve Well-Being in Your County



Introduction



Kaitlynn Lamie, President & CEO, Michigan Association of United Ways
Sarah Kile, Director of Community & Partner Engagement, Michigan 211
Bobby Dorigo Jones, Director of ALICE and Public Policy, MAUW

- I. Understanding Community Needs
 - A. ALICE
 - B. 211
- II. Leveraging Data for Community Transformation
- III. Tools for You

Understanding Community Needs: ALICE

Who is ALICE?

Asset **L**imited, **I**ncome **C**onstrained, **E**mployed – households that earn above the Federal Poverty Level (FPL) but cannot afford the basic cost of living in their county. Despite struggling to make ends meet, ALICE households often do not qualify for public assistance.

Household Survival Budget: The cost of essentials including housing, child care, food, transportation, and a smartphone plan, plus taxes.

ALICE Threshold: The minimum average income that a household needs to afford the essentials in the Household Survival Budget.

Poverty: Households earning below the Federal Poverty Level

Understanding Community Needs: ALICE

	Federal Poverty Level <i>Census income thresholds that vary by household size but not geography to determine who is in poverty</i>	ALICE Household Survival Budget <i>The cost of the essentials needed to live and work in the modern economy, by household type and location</i>
Family of Four		
Monthly Total	\$2,208	\$4,918
Annual Total	\$26,500	\$59,016
Percent Change, 2019–2021	3%	8%
Single Adult		
Monthly Total	\$1,073	\$2,161
Annual Total	\$12,880	\$25,932
Percent Change, 2019–2021	3%	12%

Note: Percent change is pre-tax.

Sources: ALICE Household Survival Budget, 2021; Assistant Secretary for Planning and Evaluation (ASPE), HHS poverty guidelines for 2021, U.S. Department of Health and Human Services

**GET CONNECTED.
GET HELP.**

211

Monthly Costs and Credits	Single Adult	One Adult, One Child	One Adult, One In Child Care	Two Adults	Two Adults Two Children	Two Adults, Two In Child Care	Single Senior	Two Seniors
Housing - Rent	\$439	\$414	\$414	\$414	\$535	\$535	\$439	\$414
Housing - Utilities	\$163	\$258	\$258	\$258	\$310	\$310	\$163	\$258
Child Care	\$0	\$199	\$530	\$0	\$398	\$1,110	\$0	\$0
Food	\$453	\$769	\$690	\$831	\$1,397	\$1,234	\$418	\$767
Transportation	\$462	\$596	\$596	\$703	\$1,113	\$1,113	\$398	\$575
Health Care	\$174	\$383	\$383	\$383	\$601	\$601	\$533	\$1,066
Technology	\$86	\$86	\$86	\$116	\$116	\$116	\$86	\$116
Miscellaneous	\$178	\$271	\$296	\$271	\$447	\$502	\$204	\$320
Tax Payments	\$326	\$668	\$735	\$442	\$891	\$1,036	\$394	\$698
Tax Credits	\$0	(\$206)	(\$217)	\$0	(\$412)	(\$433)	\$0	\$0
Monthly Total	\$2,281	\$3,438	\$3,771	\$3,418	\$5,396	\$6,124	\$2,635	\$4,214
ANNUAL TOTAL	\$27,372	\$41,256	\$45,252	\$41,016	\$64,752	\$73,488	\$31,620	\$50,568
Hourly Wage	\$13.69	\$20.63	\$22.63	\$20.51	\$32.38	\$36.74	\$15.81	\$25.28

Understanding Community Needs: ALICE

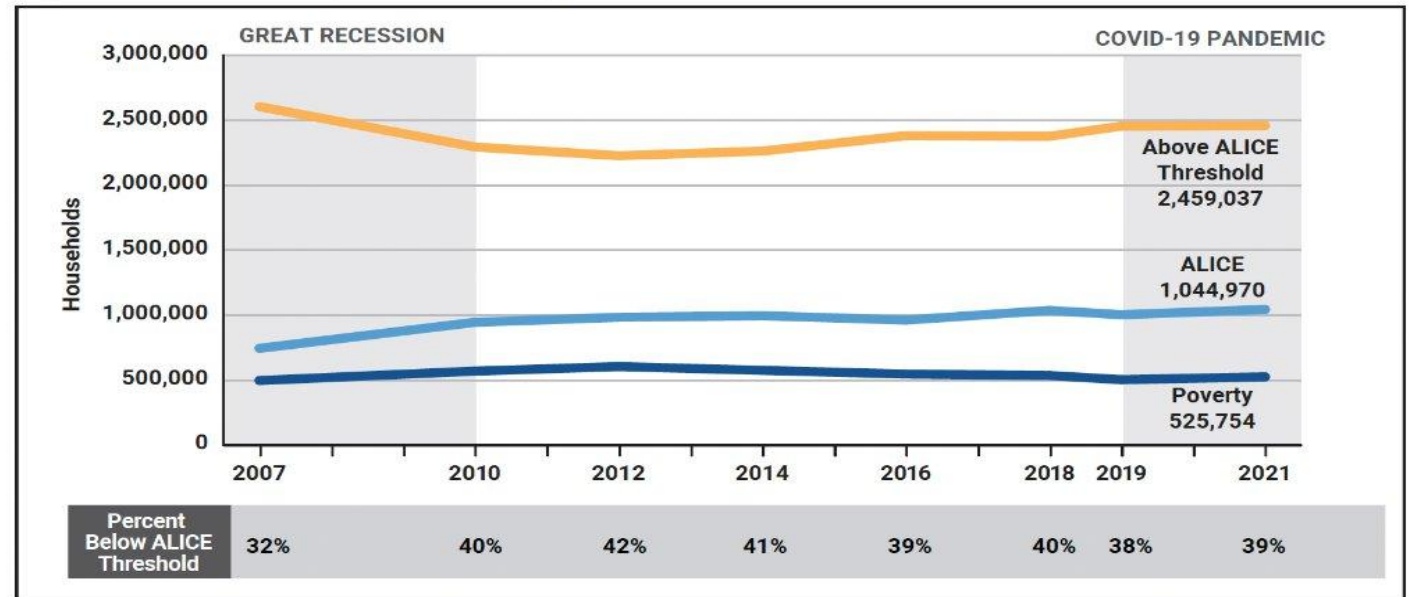
ALICE in Michigan

39% of Households are below the
ALICE Threshold

Poverty: 525,754 households (13%)

ALICE: 1,044,970 households (26%)

Figure 2. Households by Income, Michigan, 2007–2021



Sources: ALICE Threshold, 2007–2021; U.S. Census Bureau, American Community Survey, 2007–2021

ALICE Demographics & Equity

	Total	Below ALICE Threshold	■ Poverty ■ ALICE ■ Above ALICE Theshold
ALL HOUSEHOLDS	4,029,761	1,570,724	13% ■ 26% ■ 61% ■
RACE/ETHNICITY			
American Indian/ Alaska Native	17,657	8,696	15% ■ 35% ■ 51% ■
Asian	106,895	27,041	8% ■ 17% ■ 75% ■
Black	527,439	311,811	21% ■ 39% ■ 41% ■
Hispanic	152,075	66,738	10% ■ 34% ■ 56% ■
Native Hawaiian/ Pacific Islander	813	445	23% ■ 31% ■ 45% ■
Two or More Races	143,908	62,353	12% ■ 32% ■ 57% ■
White	3,085,308	1,099,177	8% ■ 27% ■ 64% ■

ALICE Demographics & Equity

	Total	Below ALICE Threshold	■ Poverty ■ ALICE ■ Above ALICE Theshold
ALL HOUSEHOLDS	4,029,761	1,570,724	<div style="display: flex; justify-content: space-between; width: 100%;"> 13% 26% 61% </div>
AGE			
Under 25 Years	158,806	105,408	<div style="display: flex; justify-content: space-between; width: 100%;"> 37% 30% 34% </div>
25 to 44 Years	1,221,543	405,157	<div style="display: flex; justify-content: space-between; width: 100%;"> 14% 19% 67% </div>
45 to 64 Years	1,499,229	475,561	<div style="display: flex; justify-content: space-between; width: 100%;"> 12% 20% 68% </div>
Seniors (65+)	1,150,183	584,598	<div style="display: flex; justify-content: space-between; width: 100%;"> 11% 40% 49% </div>

ALICE Demographics & Equity

	Total	Below ALICE Threshold	■ Poverty ■ ALICE ■ Above ALICE Theshold
ALL HOUSEHOLDS	4,029,761	1,570,724	13% 26% 61%
HOUSEHOLD TYPE			
Married With Children	664,885	96,172	6% 8% 86%
Single-Female-Headed With Children	246,552	175,580	41% 30% 29%
Single-Male-Headed With Children	94,865	48,160	21% 30% 49%
Single or Cohabiting, Under 65, no Children	1,873,276	666,214	13% 23% 64%

Understanding Community Needs: ALICE

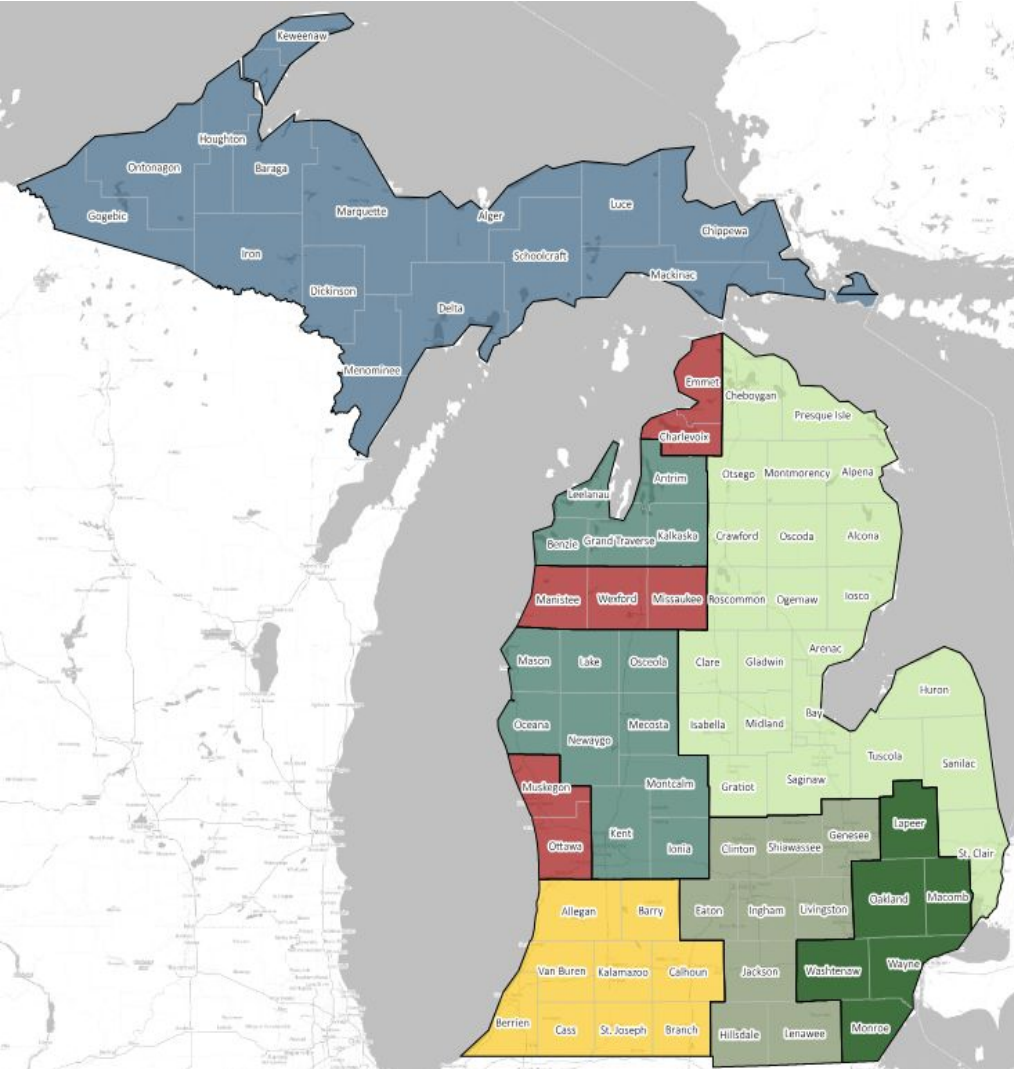
ALICE Demographics and Equity

	Total	Below ALICE Threshold	■ Poverty ■ ALICE ■ Above ALICE Theshold
ALL HOUSEHOLDS	4,029,761	1,570,724	<div style="display: flex; justify-content: space-between; width: 100%;"> 13% 26% 61% </div>
URBAN/RURAL			
Rural	692,521	294,970	<div style="display: flex; justify-content: space-between; width: 100%;"> 13% 29% 57% </div>
Urban	3,337,240	1,275,754	<div style="display: flex; justify-content: space-between; width: 100%;"> 13% 25% 62% </div>

GET CONNECTED.
GET HELP.

211

Understanding Community Needs: 211

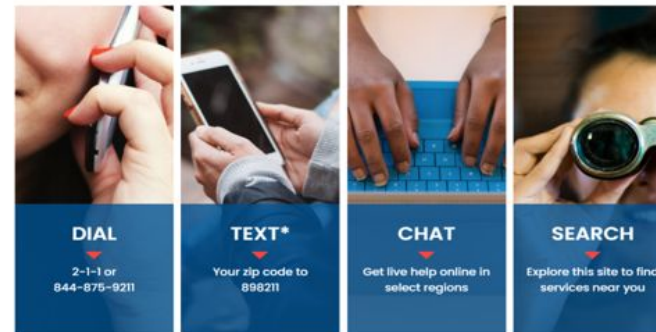


Seven Regional 211 Contact Centers
Collaboratively Serving Michiganders

Nationally accredited!

24/7/365!

Nationally trained & certified staff!



GET CONNECTED.
GET HELP.

211

Understanding Community Needs: 211



Across the U.S. **2,500** professional community resource specialists responded to more than **15 million requests for help** in 2023. That's **42,000 calls, texts, e-mails, and web chats per day**.

MICHIGAN



711,906
Total Requests
for help



214,751
Requests for
housing help



85,135
Requests for
food relief



174,876
Requests for help
with utilities



17,172
Requests for help
with healthcare



37,999
Requests for
financial assistance

GET CONNECTED.
GET HELP.

211

Leveraging Data for Community Transformation

Innovative Interventions: www.Mi211.org/Home-Visiting



GET CONNECTED.
GET HELP.

211

Leveraging Data for Community Transformation

Innovative Interventions: Jackson Care Hub

511,605 SDoH screens completed


166,994 unique individuals screened

Average of 15,000+ screens per month in 2023

34,926 referrals made for services to more than 120 agencies

34 agencies receive referrals

132 additional agencies receive referrals via fax/phone



GET CONNECTED.
GET HELP.

211

Leveraging Data for Community Transformation

Innovative Interventions: Bay County Community Information Exchange (CIE)

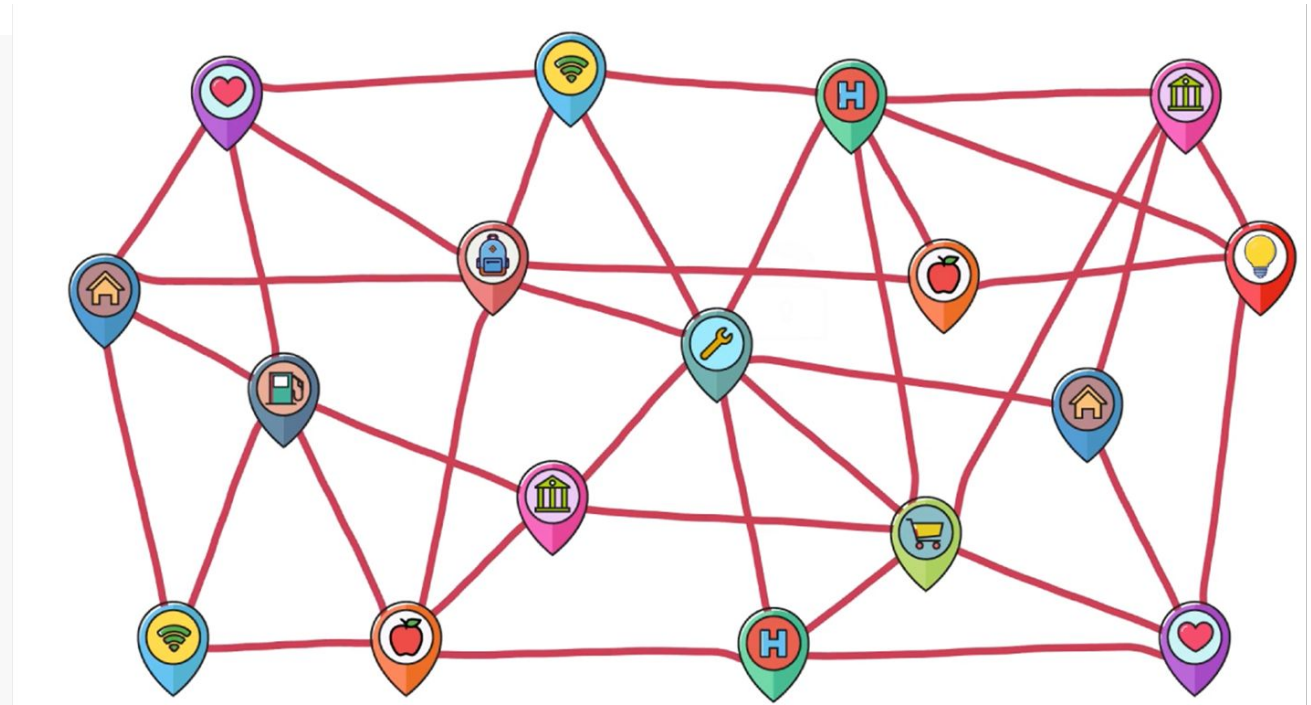


GET CONNECTED.
GET HELP.

211

Leveraging Data for Community Transformation

Innovative Interventions:
Connect4Care CIE
United Way for
Southeastern Michigan



People are quickly connected to the most appropriate services as efficiently as possible

Organizations are connected and have the capacity to meet community needs

The community can work together to achieve equitable communities of stable households and thriving children

Tools for You

Live Demo

Economic Viability Dashboard: <https://unitedforalice.org/maps-and-data>

2-1-1 Legislative Profiles: www.Mi211.org/Legislators

GET CONNECTED.
GET HELP.

211

Contact Us



Kaitlynn Lamie, President & CEO Michigan Association of United Ways

Kaitlynn.Lamie@uwmich.org | (555)555-5555



Sarah Kile, Director of Community & Partner Engagement, Michigan 211

Sarah.Kile@mi211.org | (989)444-0531



Bobby Dorigo Jones, Director of ALICE and Public Policy, MAUW

Bobby.dorigojones@uwmich.org | (517)877-2850